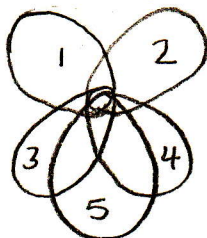
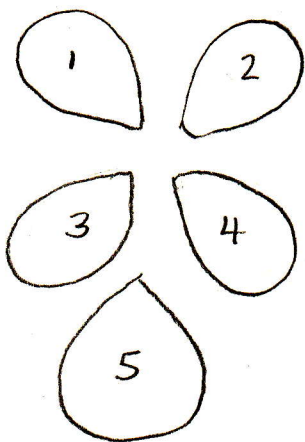
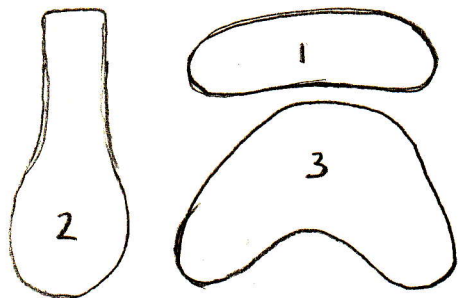



LITTLE SWEATER ART

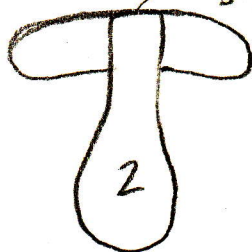
WOOD VIOLET
PIECES



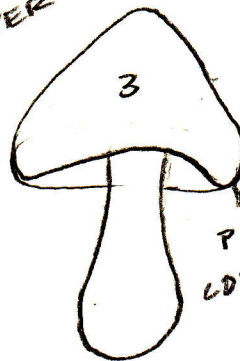
- OVERLAP EACH PETAL AT THE CENTER STARTING WITH '1' AND ENDING WITH '5'
- THEN USE EMBROIDERY FLOSS TO CREATE CENTER.



- PLACE PIECE '1' WHERE YOU LIKE. THEN PLACE PIECE '2' ON TOP, THEN PUT PIECE 3 ON TOP.



MAKE SURE
STEM TOUCHES TOP
OF CENTER



PIECE '3'
COVERS TOP OF
STEM